



*Environmental Issues and Solutions in Exploration,
Production, Refining & Distribution of Petroleum*

November 17-19, 2015

Denver, Colorado

Grand Hyatt in Downtown Denver

1750 Welton Street * Hotel Phone: 303-295-1234

High Density Polyethylene (HDPE) Lined Produced/Frac Flowback Water Evaporation Ponds

Presented by:

Neil Nowak, PE

Phone: 303-221-1719

Email: nnowak@scsengineers.com

Website: scsengineers.com

SCS ENGINEERS

TOPIC OF PRESENTATION:

Use of black High Density Polyethylene (HDPE) as the top layer of brine (production) and flow back water evaporation pond facilities and the affects on evaporation rate. Case study.

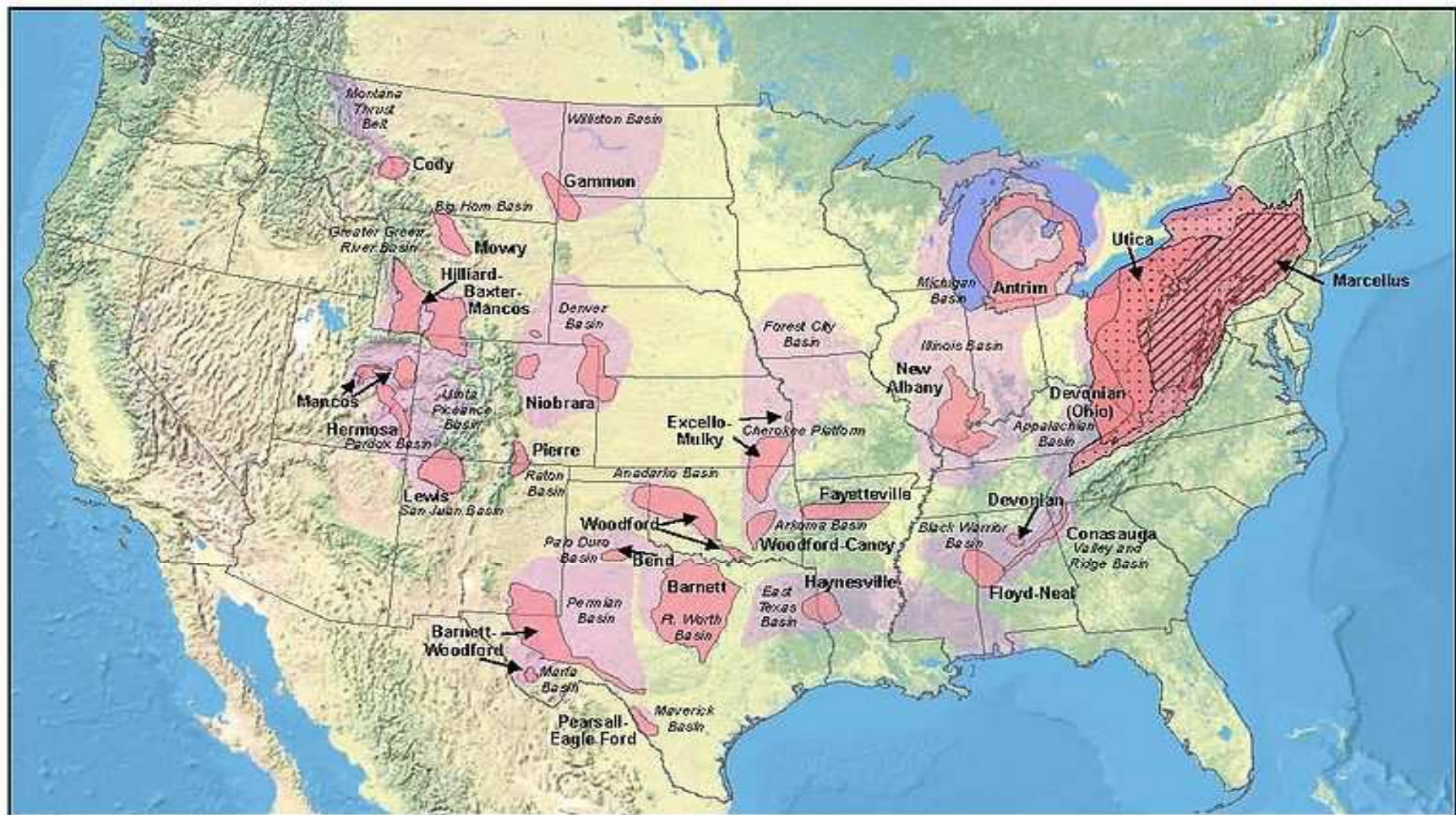
HDPE Lined Evaporation Ponds





PURPOSE:

- Dispose of production water and flow back water generated from oil and gas development.
- Several million barrels of production water and flow water is generated each year in the mountain states.
- Other types of evaporation and disposal facilities exist.






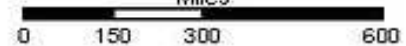


United States Shale Gas Plays

 Shale Gas Plays
 Basins

Stacked Appalachian Plays

 Marcellus
 Utica
 Devonian (OH shale)

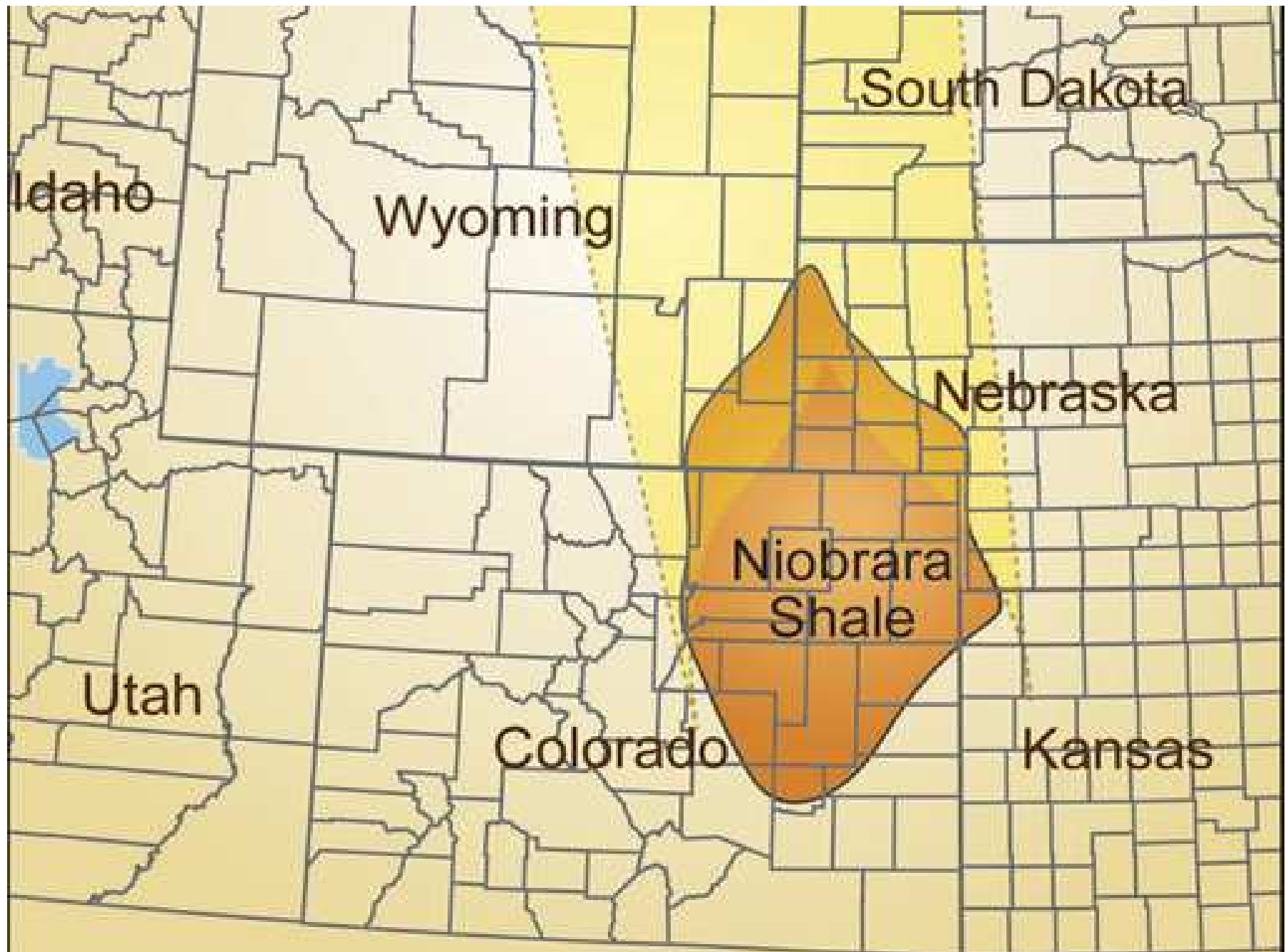
November 2008
 Miles




Lower 48 states shale plays

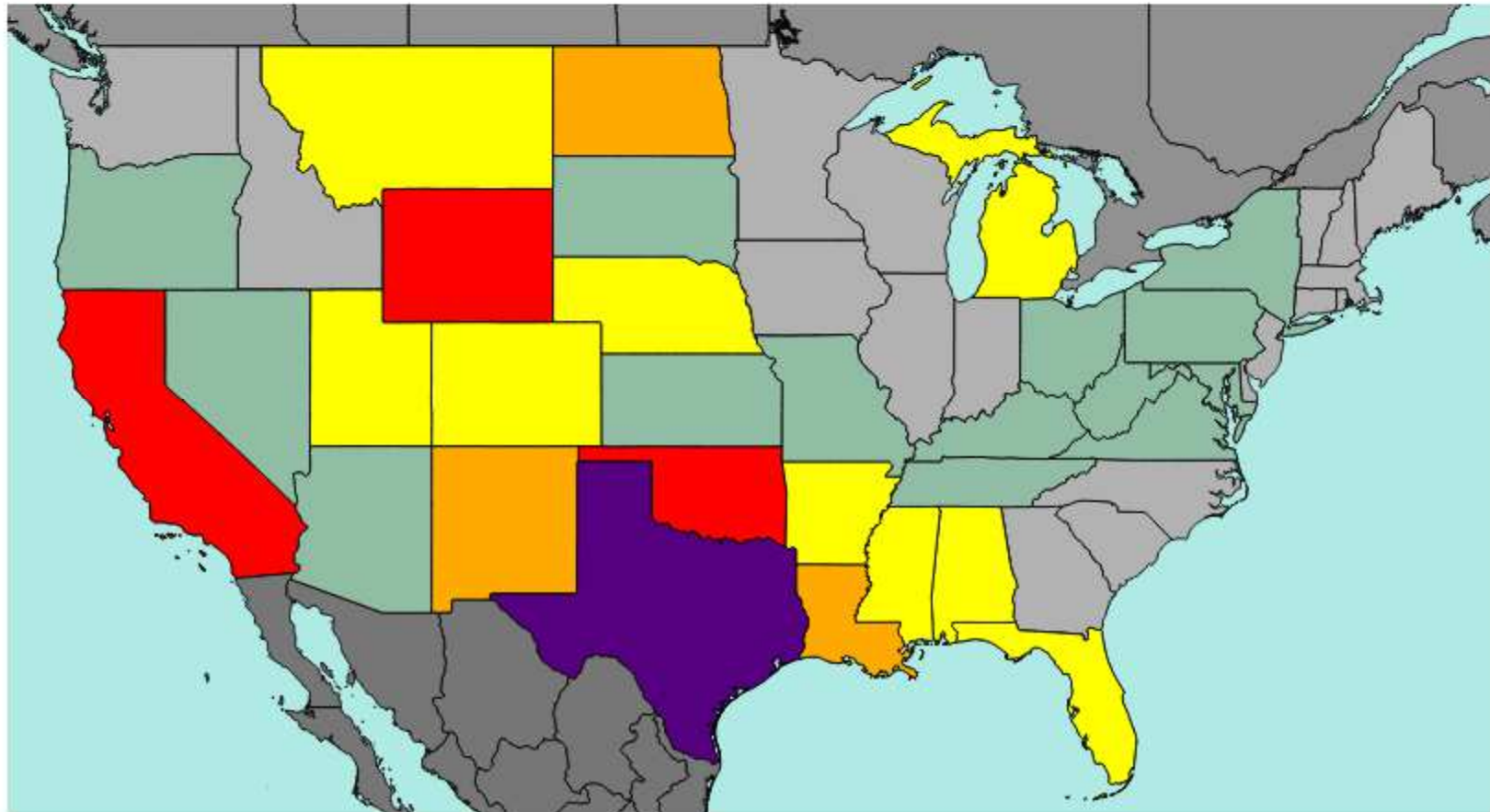


Source: Energy Information Administration based on data from various published studies.
Updated: May 9, 2011





Produced Water by State



SELECTION OF TECHNOLOGY:

Technologies for managing production and flow back water:

- Disposal injection into acceptable zone
- “Frac” injection of the water into the production formation to enhance yield
- Treatment for surface discharge or reuse
- **Evaporation**

HDPE Lined Evaporation Ponds Not Extinct Yet?

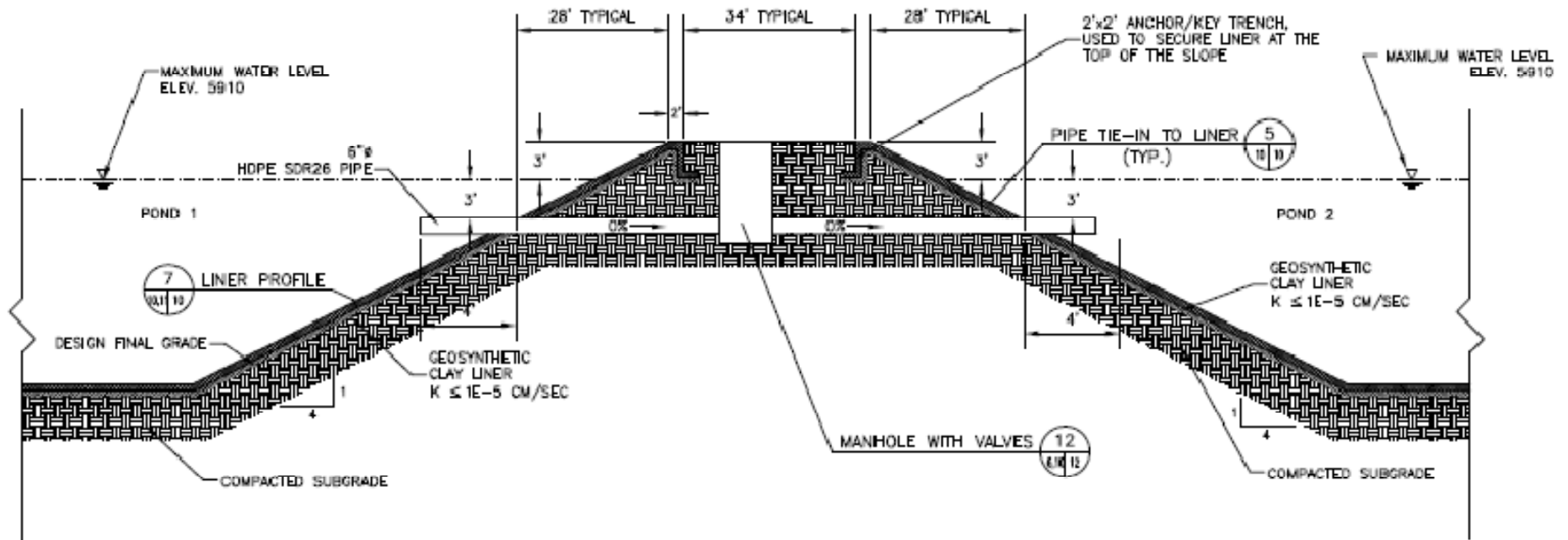


DESIGN...WHY HDPE?:

Textured 60-mil HDPE for top liner of ponds not buried.

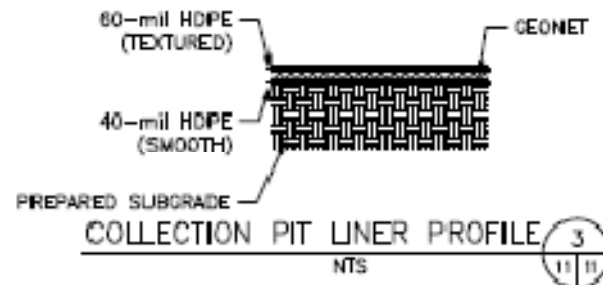
- Ultraviolet (UV) degradation resistance.
- Durability (20 plus years, *Ivy 2002*).
- Chemical resistance.
- Black color enhances evaporation of water.
- HDPE was chosen over clay liner and other geomembranes due to being the most compatible with site conditions and regulations (i.e. exposed to sunlight, desiccation, and hydrocarbons).
- Textured surface used to aid with traction if operations personnel fall into ponds, and to increase slope friction and stability.

DESIGN (continued):



INTERIOR EMBANKMENT WITH PIPE (3)
NTS (11/11)

SCS ENGINEERS



High Density Polyethylene (HDPE) designed as the primary or top layer of the lined ponds in order to protect the groundwater and to enhance the evaporation of the production water within the ponds.



CONSTRUCTION

Ponds designed and constructed with one or two geomembranes over compacted clay or geosynthetic clay liner and a geonet leak layer in between to monitor the primary liner for leaks.



CONSTRUCTION

Geomembrane panels are welded together throughout the installation performed by trained and certified technicians.



CONSTRUCTION

Geomembrane panels are tested for strength throughout the installation performed by trained and certified technicians.



Projects located in semi-arid regions:


- Eastern Utah (Danish Flats) near Cisco
- North of Baggs, WY (Southern Cross)
- Cheyenne, WY (Silo Field)
- Northeast WY (Bluegrass Water at Wright)



PROCESS:

Production water delivered to the sites via tanker trucks for disposal by evaporation.

- Danish Flats facility went operational with 4 ponds in May 2008, and currently at 14 ponds operational as of Sep 2012.
- Southern Cross facility went operational with 2 ponds in July 2008 with an additional 3 ponds constructed in 2011 and 2012.
- Silo Field near Cheyenne, WY went operational in June 2012 with 3 ponds and state-of-the-art oil/water separation equipment.
- Bluegrass Water near Wright, WY went into operation in January 2015 with Pond 1 and then Pond 2 completed in July 2015.



PROCESS (continued):

- Each constructed evaporation pond is approximately 5.2 acres at the top of the berm (DF, Utah=70 acres of ponds, Southern Cross, WY=20 acres of ponds, Silo Field, WY=15 acres of ponds, and Wright, WY=16 acres of ponds, each pond is 8 acres).
- The evaporation ponds are designed to hold at capacity:
 - 330,000 barrels (42 gallon/barrel) of water at 12 feet depth
 - 580,000 barrels at 22 feet deep
 - 1 million barrels at Wright, WY.

PROCESS (continued):

- Production water (brine water) or flow back water is delivered by truck and moved from an off-loading area to the ponds by gravity, or via force main after removal of the hydrocarbons through pretreatment.
- Hydrocarbons are removed through various pretreatment processes, including gun barrel tanks, sludge pits and state-of-the-art equipment.
- Emissions from pretreatment are routed to a control device.

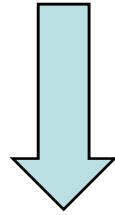
Truck receiving area/off-loading via hose and pipeline to initial phase separation in acceptance pits or gun-barrel tanks.



At Danish Flats, off-gases from acceptance pits and gun barrel tanks are routed to a control device, which includes a thermal oxidizer and scrubber.



From acceptance pits/gun-barrel tanks the water



HDPE lined
settlement/sludge pond

Last stage of hydrocarbon removal and collection that require bird-netting to cover the water, which will likely have floating hydrocarbon.

These sludge ponds also are emission sources for volatile organic compounds (VOCs) if the floating product is not removed promptly.



The water is fed by gravity or force main pipe to the evaporation ponds from the settlement/sludge pond or directly from the oil/water separation equipment.

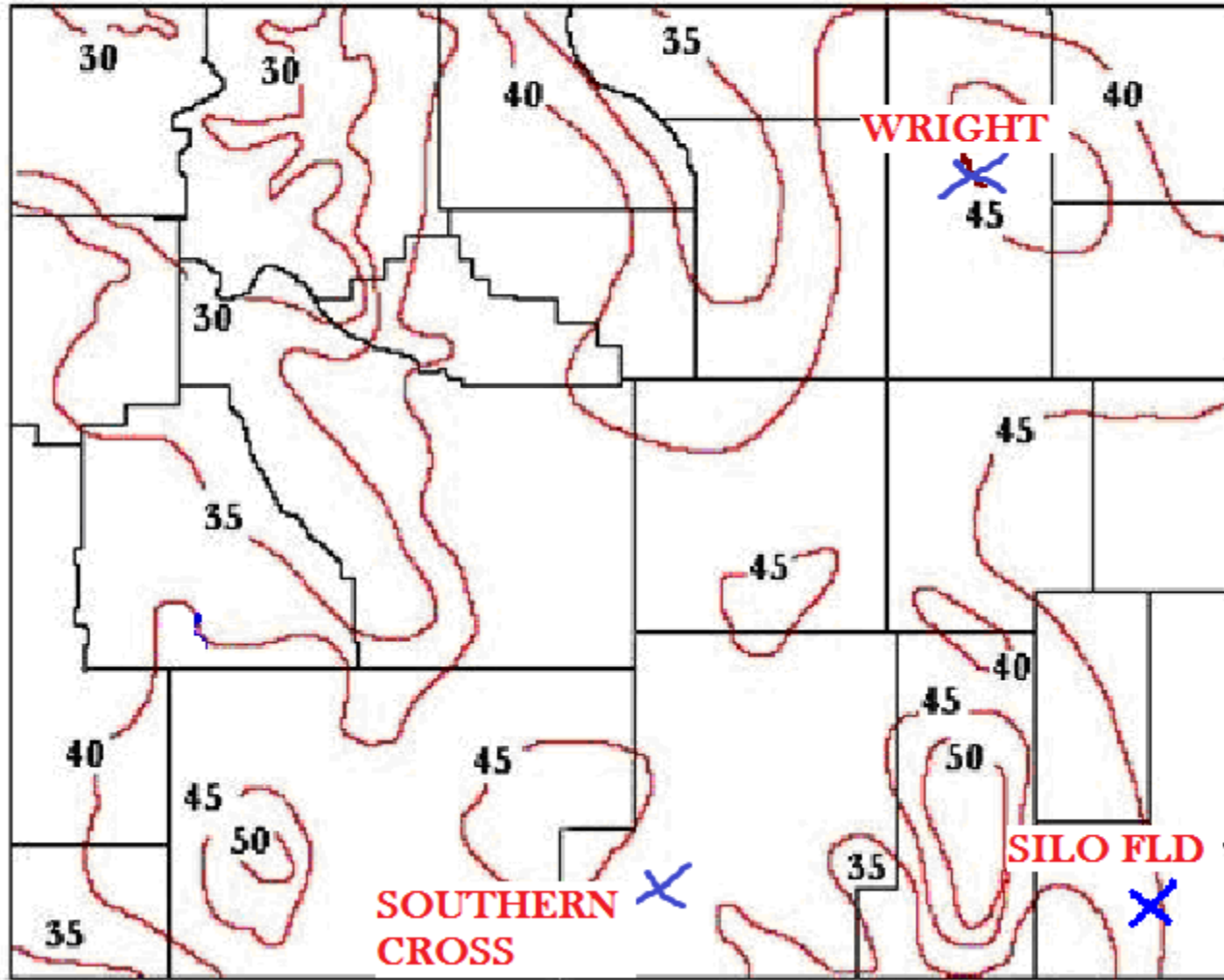


EVAPORATION:

- Ponds designed to store and evaporate production and flow back water.
- Top layer of the pond liner is textured surface 60-mil HDPE.
- Climate at these sites are ideal in the semi-arid mountain west for evaporation during May through October.
- HDPE liner aided evaporation due to black color of surface.


EVAPORATION (continued):

Free Water Surface Evaporation Annual 1956-1970
National Weather Service NOAA Technical Report NWS 33



EVAPORATION (continued):

- Annual design evaporation rates estimated to be approximately:
 - Danish Flats = 50 inches
 - Southern Cross = 40 inches
 - Silo Field = 45 inches
 - Wright = 45 inches



- Danish Flats = actual annual evaporation encountered during 2008 was nearly 70 inches (an increase of nearly 30% due to shallower water in ponds); in 2009 and 2010 was nearly 60 inches (increase ~15%); and for 2012 was measured at 42 inches for May through August
- At Southern Cross in 2010 was approx. 55 inches (increase ~30%).
- At Silo Field was approximately 52 inches inches per year in 2014.
- At Wright was approximately = 30 inches in July including evaporation equipment.

EVAPORATION (continued):

- Evaporation is enhanced using the surface of the HDPE geomembrane.



EVAPORATION (continued):

- Evaporation is enhanced using atomizers that spray fine mist above the water...~5,000 bbls/day.



EVAPORATION (continued):

- During ideal conditions for evaporation (May through October) of water which has been found to be up to 1-inch (approx) per day on the hottest days in July in August.
- During low evaporative months of November through April, the facilities store the water in the ponds.

Ideal conditions for evaporation occurs when:

- The air temperature is above 80 degrees Fahrenheit and sunny,
- The wind blows, and
- The level of water in a pond is not greater than 3 feet deep.



MAINTENANCE:

- After several years of operation (possibly 8 to 10 years), the “salt” from the production or brine water builds up as precipitate in the pond bottoms.
- Upon excessive build-up of sediments or upon closure, then all the water is evaporated and the sediments dried and either removed or the facility buried (closure).

CONCLUSIONS:

- Evaporation facilities are serving a need of the region and the oil/gas industry.
- Evaporation of production/flow back water is one of the low cost methods for disposal.
- HDPE as the top layer is the right choice due to proven durability and resistance to UV and chemical degradation.
- HDPE improves the evaporative ability of the ponds with the black color of the liner.

HDPE Lined Evaporation Ponds




HDPE Lined Evaporation Ponds

Southern Cross with five ponds operational
(2014), including enhanced evaporation sprayers:



HDPE Lined Evaporation Ponds

Silo Field under construction 2011, includes GCL, and double geomembrane with leak layer in between:



HDPE Lined Evaporation Ponds

Silo Field under construction 2012



HDPE Lined Evaporation Ponds

Wright under construction 2015







*Environmental Issues and Solutions in Exploration,
Production, Refining & Distribution of Petroleum*

November 17-19, 2015

Denver, Colorado

Grand Hyatt in Downtown Denver

1750 Welton Street * Hotel Phone: 303-295-1234

***Questions are welcome.
Thank you for your interest.***

Presented by:

Neil Nowak, PE

Phone: 303-221-1719

Email: nnowak@scsengineers.com

Website: scsengineers.com

SCS ENGINEERS